Telewave.io

406 - 512 MHz

ANT450D, D3, D6-9

DIPOLE AND DIPOLE ARRAY 1 TO 9 dBd

The Telewave.io ANT450D series consists of single, dual, and 4-element dipole array antennas with a precision phasing harness for optimum performance. The antenna horizontal pattern is field- adjustable, for any current or future coverage requirements. The wide bandwidth and high efficiency of these antennas make them ideal for many applications, including trunking, business, public safety, government, and amateur radio.

Each dipole element is constructed with 6061-T6 aluminum, and welded at the base for maximum strength. Each antenna is also completely sealed with our high-tech Txylan™ coating, which resists water and ice buildup, and provides exceptional protection from corrosive gases, UV radiation, salt spray, acid rain and windblown abrasives. The phasing harness is fully sealed by Telewave.io's Millenium Seal™ technology.

All components are at DC ground potential for lightning protection. Each dipole element includes a heavy-duty custom clamp set for mounting to a 1.5"-2.5" diameter galvanized steel support pipe or tower leg.

Up to 15 degrees of electrical uptilt or downtilt may be specified for D3 or D6-9 models. Desired tilt angle must be included on the order, and consultation with our antenna engineering staff is requested.

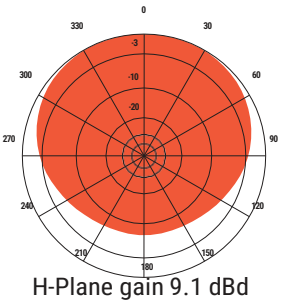

H-Plane gain 9.1 dBd
1/4 wl. spacing from tower

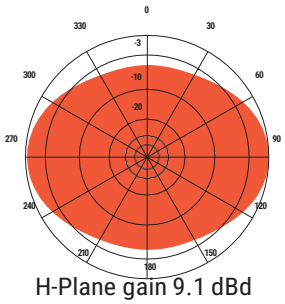

H-Plane gain 9.1 dBd
1/2 wl. spacing from tower

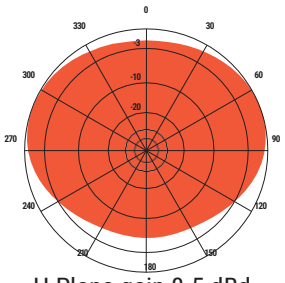

H-Plane gain 8.5 dBd
3/8 wl. spacing from tower



ANT450D6-9
(Harness not shown)
Support mast is
customer-supplied

COMMON SPECIFICATIONS			
Frequency (continuous)	406-512 MHz	**Lightning protection**	DC Ground
Power rating (typ.)	500 watts	**Wind rating**	175 MPH
Impedance	50 ohms	**(with 0.5" ice)**	150 MPH
VSWR	1.5:1 or less		
Pattern	Adjustable: Offset circular, cardioid, or bidirectional		
Termination	N-Male or 7-16 DIN (opt.) on harness feed cable		

MODELSPECIFICATIONS	ANT450D	ANT450D3	ANT450D6-9
Gain (dependent on pattern)	1-2.5 dBd	3-6 dBd	6-9 dBd
Vertical beamwidth (3/8 wl.)	71°	34°	15°
Dimensions (H x D) (max)	13 x 12 in.	31 x 12 in.	71 x 12 in.
Weight (antenna + clamps)	6 lbs	13 lbs	18 lbs
Maximum exposed area	0.27 ft.²	0.68 ft.²	1.4 ft.²
Lateral thrust at 100 MPH	11 lbs	28 lbs	60 lbs
Electrical uptilt / downtilt	N/A	1-15°	1-15°

Copyright © Telewave.io.
www.telewave.com
sales@telewave.com

1-408-929-4400
TWDS-7033
Specifications subject to change without notice

support@telewave.com